

# Stainless Steel Pipes / Stainless Steel Pipe Fittings

# Stainless Steel Pipe Fittings



Type	Material	Standards	Annealing	Gloss
<b>SKHR</b>	EN 1.4301 Equiv.	JIS G3459	Atmospheric Annealing	Not provided
<b>SKH</b>	Bright Annealing (BA Pipe)		Provided	
<b>SKER</b>	EN 1.4401 Equiv.	JIS G3459	Atmospheric Annealing	Not provided
<b>SKE</b>	Bright Annealing (BA Pipe)		Provided	

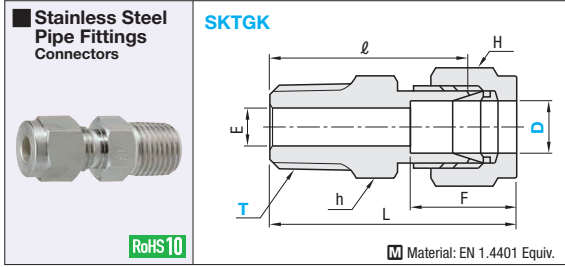
Values in ( ) are for t dimension of SKE.

D	t
4	1
6	1
6.35 (1/4 inch)	1
8	1 (1.2)
9.53 (3/8 inch)	1
10	1 (1.5)
12	1 (1.5)
12.7 (1/2 inch)	1
16	1

Part Number	Type	D	L mm Increment	Unit Price																					
				SKHR				SKH				SKER				SKE									
SKHR SKH SKER SKE	4	20-500	L	L20-100	L101-200	L201-300	L301-400	L401-500	L20-100	L101-200	L201-300	L301-400	L401-500	L20-100	L101-200	L201-300	L301-400	L401-500	L20-100	L101-200	L201-300	L301-400	L401-500		
	6																								
	6.35 (1/4 inch)																								
	8																								
	9.53 (3/8 inch)																								
	10																								
12																									
12.7 (1/2 inch)																									
16																									

Ordering Example: Part Number - L  
SKE10 - 300

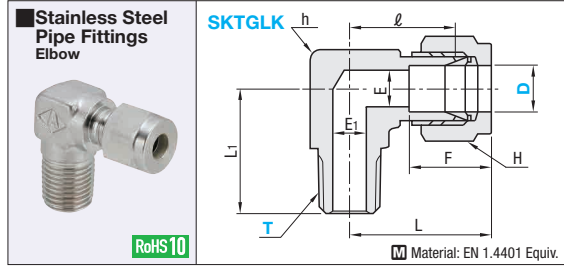
For tightening procedure and structure of fittings, and applicable pipe specification, refer to P1300.



Part Number	Type	D	R (PT) Selection	T R(PT)	L	E	F	l	Square		Unit Price	Volume Discount Rate
									Main Body h	Nut H		
SKTGG	3.18 (1/8)	1	1/8	32.9	2.5	13.4	26	12	12	1 - 9 pc(s)	10 - 30 pcs.	
					2	1/4	34.9	2.5	13.4	28	14	12
	4	1	1/8	35.8	3.5	15.3	28.5	14	14			
					2	1/4	37.8	3.5	15.3	30.5	14	14
		2	1/8	35.9	5	15.4	28.5	14	14			
					3	3/8	38.9	5	15.4	31.5	17	14
	6	1	1/2	44.4	5	15.4	37	22	14			
					2	1/8	35.9	5	15.4	28.5	14	14
	6.35 (1/4)	2	1/4	37.9	5	15.4	30.5	14	14			
					3	3/8	38.9	5	15.4	31.5	17	14
	8	1	1/8	36.8	5	16.8	29	14	15.9			
					2	1/4	38.8	6	16.8	31	14	15.9
2		3/8	39.8	6	16.8	32	17	15.9				
				4	1/2	45.3	6	16.8	37.5	22	15.9	
9.53 (3/8)	2	1/4	39.8	7	17.8	32	17	19				
				3	3/8	40.8	7.5	17.8	33	17	19	
	4	1/2	46.3	7.5	17.8	38.5	22	19				
				2	1/4	39.8	7	17.8	32	17	19	
10	3	3/8	40.8	8	17.8	33	17	19				
				4	1/2	46.3	8	17.8	38.5	22	19	
12	2	1/4	42.8	7	22.8	32	22	23				
				3	3/8	43.8	9	22.8	33	22	23	
12.7 (1/2)	2	1/4	42.8	7	22.8	32	22	23				
				3	3/8	43.8	9	22.8	33	22	23	
	4	1/2	49.3	10	22.8	38.5	22	23				
				2	1/4	42.8	7	22.8	32	22	23	

L and F are dimensions for hand tightening.  
Values in ( ) for D dimension are by inch.

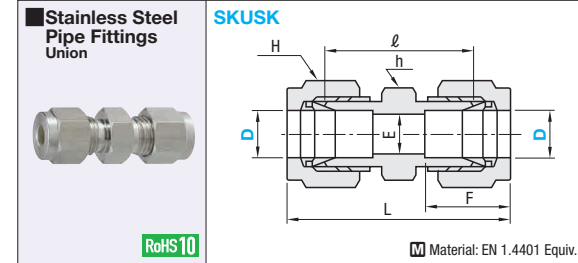
Ordering Example: Part Number - T  
SKTGG6 - 3  
SKTGLK9.53 - 4



Part Number	Type	D	R (PT) Selection	T R(PT)	L	L1	E	E1	F	l	Square		Unit Price	Volume Discount Rate
											Main Body h	Nut H		
SKTGLK	3.18 (1/8)	1	1/8	24.9	22	2.5	5	13.4	18	12	12	1 - 9 pc(s)	10 - 30 pcs.	
					2	1/4	25.9	24	2.5	5	13.4	19	14	12
	4	1	1/8	27.8	22	3.5	5	15.3	20.5	14	14			
					2	1/4	27.8	24	3.5	5	15.3	20.5	14	14
		2	1/8	27.9	22	5	5	15.4	20.5	14	14			
					2	1/4	27.9	24	5	5	15.4	20.5	14	14
	6	1	1/2	30.9	27	5	5	15.4	21.5	17	14			
					4	1/2	30.9	35	5	5	15.4	23.5	22	14
	6.35 (1/4)	1	1/8	27.9	22	5	5	15.4	20.5	14	14			
					2	1/4	27.9	24	5	5	15.4	20.5	14	14
		3	3/8	28.9	27	5	5	15.4	21.5	17	14			
					4	1/2	30.9	35	5	5	15.4	23.5	22	14
8	1	1/8	28.8	22	5	5	16.8	21	14	15.9				
				2	1/4	28.8	24	6	6	16.8	21	14	15.9	
	2	3/8	29.8	27	6	6	16.8	22	17	15.9				
				4	1/2	31.8	35	6	6	16.8	24	22	15.9	
9.53 (3/8)	2	1/4	30.8	27	7.5	7	17.8	23	17	19				
				3	3/8	30.8	27	7.5	8	17.8	23	17	19	
	4	1/2	32.8	35	7.5	8	17.8	25	22	19				
				2	1/4	30.8	27	7	7	17.8	23	17	19	
10	3	3/8	30.8	27	8	8	17.8	23	17	19				
				4	1/2	32.8	35	8	8	17.8	25	22	19	
12	2	1/4	35.1	28	10	9	22.8	25	22	23				
				3	3/8	35.1	30	10	9	22.8	25	22	23	
12.7 (1/2)	2	1/4	35.1	28	10	9	22.8	25	22	23				
				3	3/8	35.1	30	10	9	22.8	25	22	23	
	4	1/2	35.1	35	10	10	22.8	25	22	23				

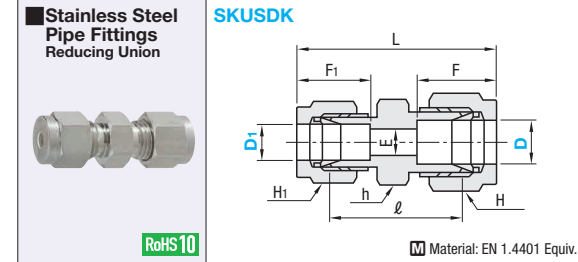
L and F are dimensions for hand tightening.  
Values in ( ) for D dimension are by inch.

For tightening procedure and structure of fittings, and applicable pipe specification, refer to P1300.



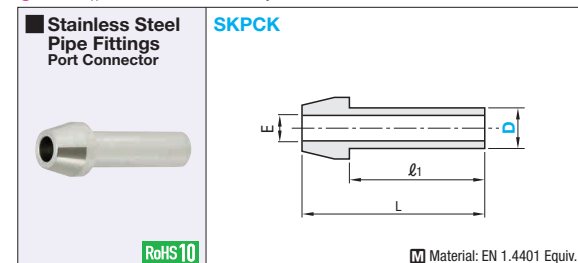
Part Number	Type	D	L	E	F	l	Square		Unit Price	Volume Discount Rate	
							Main Body h	Nut H			
SKUSK	3.18 (1/8)	4	37.8	2.5	13.4	24	12	12	1 - 9 pc(s)	10 - 30 pcs.	
											4
	6	4	42.8	5	15.4	28	14	14	14		
	8	4	44.6	6	16.8	29	14	14	15.87		
	10	4	46.6	8	17.8	31	17	19	19		
	12.7 (1/2)	4	52.6	10	22.8	31	22	23	23		

L and F are dimensions for hand tightening.  
Values in ( ) for D dimension are by inch.



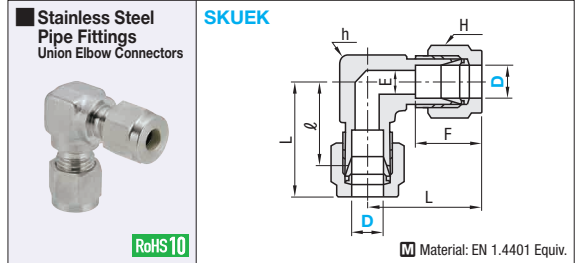
Part Number	Type	D	D1	L	E	F	F1	l	Square		Unit Price	Volume Discount Rate	
									Main Body h	Nut H			
SKUSDK	6.35 (1/4)	3.18 (1/8)	40.8	2.5	15.4	13.4	26.5	14	14	12	1 - 9 pc(s)	10 - 30 pcs.	
													4
	8	4	43.6	3.5	16.8	15.3	28.5	14	15.87	14			
	9.53 (3/8)	6	44.7	5	17.8	15.4	29.5	17	19	14			
	12	6	45.6	6	17.8	16.8	30	17	19	15.87			
	12.7 (1/2)	6	49.6	8	22.8	17.8	31	22	23	19			

L and F are dimensions for hand tightening.  
Values in ( ) for D and D1 dimension are by inch.



Part Number	Type	D	L	E	l1	Unit Price	Volume Discount Rate	
								1 - 9 pc(s)
SKPCK	3.18 (1/8)	4	23	1.8	16			
								6
	6	4	27	4	20			
	8	4	28	6.4	21			
	10	4	29	8	22			
	12.7 (1/2)	4	37	9.9	26.7			

Values in ( ) for D dimension are by inch.



Part Number	Type	D	L	E	F	l	Square		Unit Price	Volume Discount Rate	
							Main Body h	Nut H			
SKUEK	3.18 (1/8)	4	24.9	2.5	13.4	18	12	12	1 - 9 pc(s)	10 - 30 pcs.	
											4
	6	4	27.9	5	15.4	20.5	14	14	14		