Hinge Bases
Standard U-Shaped

Features: U-Shaped General Purpose Type and Height Configurable at 1 mm Increment.

W Fixed		W and H Configurable		Material	Surface Treatment	Accessory (H7 Type with Tap only)
H7 Type	H7 Type with Tap	H7 Type	H7 Type with Tap			
HKPB	HKPBT	HGBPB	-	EN 1.1191 Equiv.	Black Oxide	Set Screws 2 pcs. (EN 1.4301 Equiv.)
HKPM	HKPMT	HGBPM	HGBPMT		Electroless Nickel Plating	
HKPS	-	HGBPS	-	EN 1.4301 Equiv.	-	

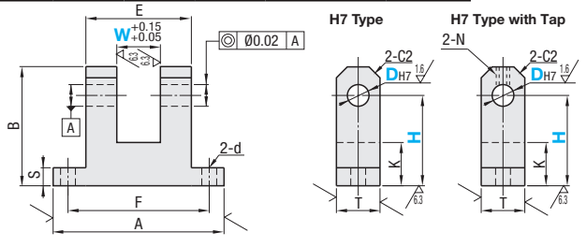

W Fixed

Part Number Type	D	D Tolerance	H 1mm Increment	W	A	F	B	E	K	S	T	d	N	Unit Price H7 Type HKPB	HKPM	HKPS	H7 Type with Tap HKPBT	HKPMT
(H7) HKPB HKPM HKPS (H7 Type with Tap) HKPBT HKPMT	2	+0.01 0	15~20	4	25	18	H+3	10	10	5	6	3.5	-				-	-
	3		20~25	6	32	24	H+5	15			9	4.5	M3					
	4	+0.012 0		8	38	29		20										
	5		25~30		50	41	H+6	25	12		12		M4					
	6						H+8	32										
	8	+0.015 0	30~40	10	65	52		38	14	10	16	5.5						
	10				75	62	H+10	50										
	12	+0.018 0		12							19		M5					
	13																	
	14		35~45			63	H+12		15	15	22	6.5						
	15			16														
	16												M6					
	20	+0.021 0	40~50	20	100	82	H+14	65	18		25	9						
	25			30			H+17				30							

For detailed dimensions of Hinge Pin, see P.1-908.

W and H Configurable

Part Number Type	D	D Tolerance	W 1mm Increment	H 5mm Increment	A	F	B	E	K	S	T	d	N	Unit Price H7 Type HGBPB	HGBPM	HGBPS	H7 Type with Tap HGBPMT
(H7) HGBPB HGBPM HGBPS (H7 Type with Tap) HGBPMT	2	+0.01 0	3~5	15~20	25	18	H+3	10	10	5	6	3.5	-				-
	3		3~9	20~25	32	24	H+5	15			9	4.5	M3				
	4	+0.012 0	4~12		38	29		20									
	5		5~15	25~30	50	41	H+6	25	12		12		M4				
	6		6~18				H+8	32									
	8	+0.015 0	8~24	30~40	65	52		38	14	10	16	5.5					
	10		10~30		75	62	H+10	50									
	12	+0.018 0	12~30								19		M5				
	13		13~30														
	14		14~30	35~45		63	H+12		15	15	22	6.5					
	15		15~30														
	16		16~30										M6				
	20	+0.021 0	20~30	40~50	100	82	H+14	65	18		25	9					
	25		25~35				H+17				30						

For detailed dimensions of Hinge Pin, see P.1-908. For H7 type with tap, (E−W)/2≥N+2 is required.

Ordering Example

Part Number	-	W	-	H
HKPM12			-	H35
HGBPB8	-	W12	-	H35

Hinge Bases
Standard T-Shaped

Features: T-Shaped and Height Configurable at 1 mm Increment. Oil Free Type is also available.

W Fixed		W and H Configurable		Material	Surface Treatment
H7 Type	Oil Free Type	H7 Type	Oil Free Type		
HKTB	HKTBM	HGBTB	HGBTBM	EN 1.1191 Equiv.	Black Oxide
HKTM	-	HGBTM	-		Electroless Nickel Plating
HKTS	-	HGBTS	-	EN 1.4301 Equiv.	-

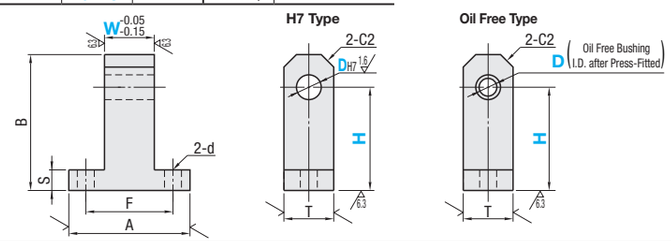

W Fixed

Part Number Type	D	H7 Type D Tolerance	Oil Free Type D Tolerance (Reference)	H 1mm Increment	W	A	F	B	S	T	d	Oil Free Bushing d (I.D.)	L (Overall Length)
(H7) HKTB HKTM HKTS (Oil Free) HKTBM	2	+0.01 0	-	15~20	4	22	15	H+3	5	6	3.5	-	-
	3			15~25	6	25		H+5		9	4.5		
	4	+0.012 0	+0.062 0		8		17					4	6
	5		+0.065 0	20~30		32	23	H+6		12		5	6
	6							H+8				6	8
	8	+0.015 0		25~35	10		27			16	5.5	8	8
	10		+0.068 0	30~40		38	28	H+10	10			10	8
	12	+0.018 0			12					19		12	10
	13		-			50	37					-	-
	14			35~45				H+12	15	22	6.5	-	-
	15				16							-	-
	16											-	-
	20	+0.021 0		40~50	20	65	49	H+14		25	9	-	-
	25				30			H+17		30		-	-

For detailed dimensions of Hinge Pin, see P.1-908.

W and H Configurable Type (For Oil Free Type, H dimension is fixed)

Part Number Type	D	H7 Type D Tolerance	Oil Free Type D Tolerance (Reference)	H7 Type W 1mm Increment	H7 Type H 5mm Increment	Oil Free Type W Selectable	Oil Free Type H Fixed	A	F	B	S	T	d
(H7) HGBTB HGBTM HGBTS (Oil Free) HGBTBM	2	+0.01 0	-	3~5	15~20	-	-	22	15	H+3	5	6	3.5
	3			3~6	15~25			25		H+5		9	4.5
	4	+0.012 0	+0.062 0	4~8		4 5 6 8	20		17				
	5		+0.065 0	5~10	20~30	5 6 8 9 10		32	23	H+6		12	
	6			6~12		6 8 9 10 12				H+8			
	8	+0.015 0		8~16	25~35	8 9 10 12 14 15 16	25		27		10	16	5.5
	10			10~18	30~40	10 12 14 15 16 18	30	38	28	H+10			
	12	+0.018 0	+0.068 0	12~18		12 14 15 16 18						19	
	13			13~24		14 15 16 18 20 22 24		50	37				
	14		-	14~24	35~45	-	-			H+12	15	22	6.5
	15		+0.068 0	15~24		15 16 18 20 22 24	35						
	16			16~24		16 18 20 22 24							
	20	+0.021 0	-	20~30	40~50	-	-	65	49	H+14		25	9
	25			25~35						H+17		30	

For detailed dimensions of Hinge Pin, see P.1-908.

Ordering Example

Part Number	-	W	-	H
HKTB13			-	H35
HGBTB10	-	W15	-	H30
HGBTBM4	-	W6		

D	Unit Price W Fixed H7 Type HKTB	HKTM	HKTS	Oil Free Type HKTBM	W and H Configurable H7 Type HGBTB	HGBTM	HGBTS	Oil Free Type HGBTBM
2				-				-
3				-				-
4								
5								
6								
8								
10								
12								
13				-				
14				-				
15				-				
16				-				
20				-				-
25				-				-

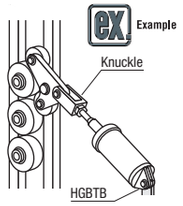

HGBTBM Oil Free Bushing

D	W	Oil Free Bushing d (I.D.)	L (Overall Length)
4	4	4	3
	5	4	4
	6	4	5
	8	4	6
5	5	4	4
	6	5	5
	8	5	6
	9	5	8
	10	5	8
6	6	6	5
	8	6	6
	9	6	8
	10	6	8
	12	6	10
8	8	8	6
	9	8	8
	10	8	8
	12	8	10
	14	8	12
	15	8	12
	16	8	15
10	10	10	8
	12	10	10
	14	10	12
	15	10	12
	16	10	15
	18	10	15
12	12	12	10
	14	12	12
	15	12	12
	16	12	15
	18	12	15
13	14	13	12
	15	13	12
	16	13	15
	18	13	15
	20	13	15
	22	13	20
	24	13	20
15	15	15	12
	16	15	15
	18	15	15
	20	15	15
	22	15	20
	24	15	20
16	16	16	15
	18	16	15
	20	16	15
	22	16	20
	24	16	20